



MOON

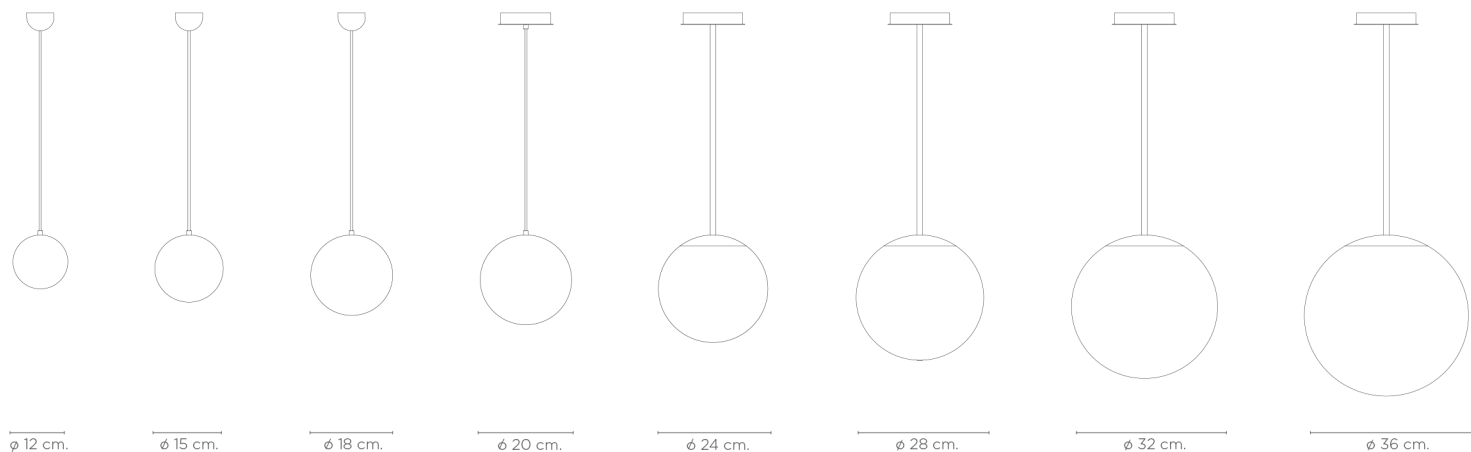
MOON 20-8640

Ceiling lamp



Moon has been designed by connecting the shapes and shadows of the satellite that illuminates our nights and resembling them with the shapes and veins of alabaster. Formats from 12 to 36 cm in diameter with infinite configuration possibilities, applied independently or together. Ceiling bases in satin steel in different metallic finishes or in oven-lacquered steel, depending on the measurements.

MOON



Technical Specs

G9 LED 3.5w per screen 3000K 230v




Metal tube highest:
50/60/70/80/90/100/110 cm. D. 12 cm.

Custom options available

Ceiling base

- | | |
|---|---|
|  Satin Gold |  Nickel |
|  Matt Black (RAL 9005) |  Matt White (RAL 9010) |

Structure

- | | |
|--|--|
|  Satin Gold |  Nickel |
|  Matt Black | |

Alabaster

- | |
|---|
|  White Gelsa |
|---|

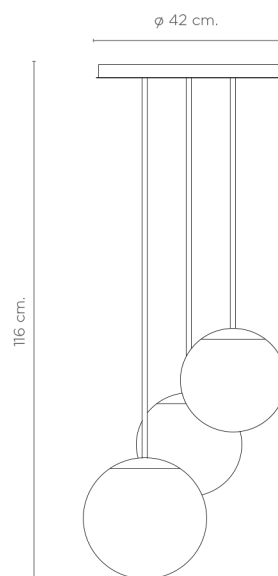
MOON 20-8646/3

Ceiling lamp



Moon has been designed by connecting the shapes and shadows of the satellite that illuminates our nights and resembling them with the shapes and veins of alabaster. Formats from 12 to 36 cm in diameter with infinite configuration possibilities, applied independently or together. Ceiling bases in satin steel in different metallic finishes or in oven-lacquered steel, depending on the measurements.

MOON 3



Technical Specs

G9 LED 3.5w per screen 3000K 230v
3 spheres D. 28 cm.

Ceiling base

■ Matt Black (RAL 9005) ■ Matt White (RAL 9010)

Structure

■ Satin Gold ■ Nickel
■ Matt Black

Custom options available

Alabaster

■ White Gelsa

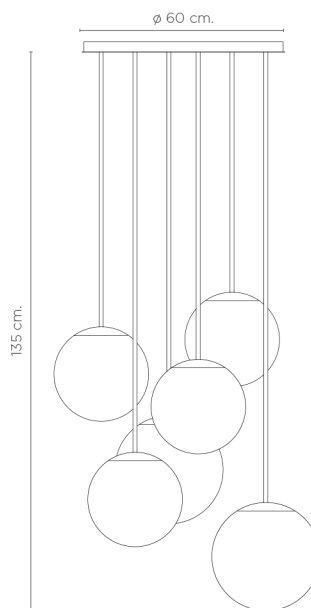
MOON 20-8646/6

Ceiling lamp



Moon has been designed by connecting the shapes and shadows of the satellite that illuminates our nights and resembling them with the shapes and veins of alabaster. Formats from 12 to 36 cm in diameter with infinite configuration possibilities, applied independently or together. Ceiling bases in satin steel in different metallic finishes or in oven-lacquered steel, depending on the measurements.

MOON 6



Technical Specs

G9 LED 3.5w per screen 3000K 230v
3 spheres D. 24 cm.
2 spheres D. 28 cm.
1 spheres D. 32 cm.

Custom options available

Ceiling base

■ Matt Black (RAL 9005) ■ Matt White (RAL 9010)

Structure

■ Satin Gold ■ Nickel
■ Matt Black

Alabaster

■ White Gelsa